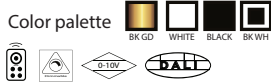
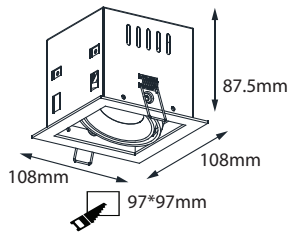


CR10888



CR10888

Input Voltage AC220-240V, Multivoltage
 Light Power 10W
 Luminous flux ~890lm
 Light Source CREE, other options available
 CCT 2700K, 3000K, 4000K
 CRI 80 as standard, CRI90, 95, 97
 Beam Angle LENS 24°, 36°, 60° Reflector 15°, 24°, 38°, 60°
 Driver, Khun, Xz other options available
 Dimmable 0-10V, Triac, Dali as an option

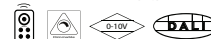
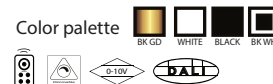
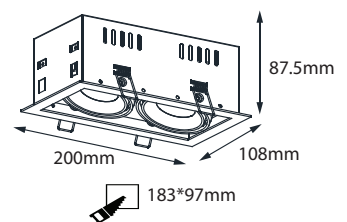


CR20088

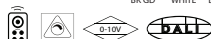
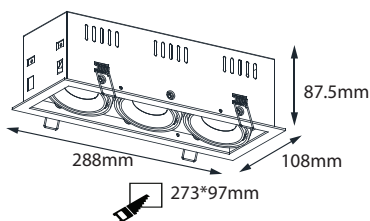
Input Voltage AC220-240V, Multivoltage
 Light Power 2*10W
 Luminous flux Lens ~1640lm, Reflector ~1570lm
 Light Source CREE, other options available
 CCT 2700K, 3000K, 4000K
 CRI 80 as standard, CRI90, 95, 97
 Beam Angle LENS 24°, 36°, 60° Reflector 15°, 24°, 38°, 60°
 Driver, Khun, Xz other options available
 Dimmable 0-10V, Triac, Dali as an option



CR20088



CR28888



CR28888

Input Voltage AC220-240V, Multivoltage
 Light Power 3*10W
 Luminous flux Lens ~2745lm, Reflector ~2250lm
 Light Source CREE, other options available
 CCT 2700K, 3000K, 4000K
 CRI 80 as standard, CRI90, 95, 97
 Beam Angle LENS 24°, 36°, 60° Reflector 15°, 24°, 38°, 60°
 Driver, Khun, Xz other options available
 Dimmable 0-10V, Triac, Dali as an option

