

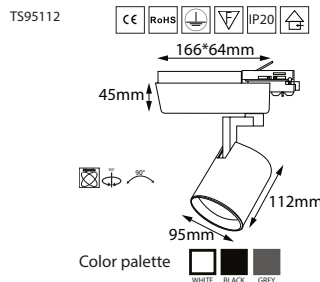
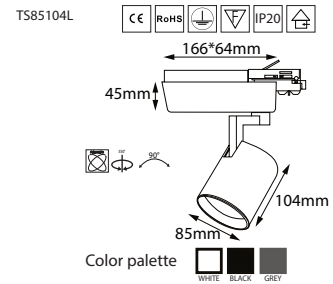
Model LINO TS85104R

Input Voltage 110-240VAC, 220-240VAC /50-60Hz
 Power 20W,**28W**
 Light Source led Lamp Led COB Cree
 Beam angle 12°, 24°, 45°, 55°
 CCT 3000K,4000K, 5000K
 Light Efficiency ~1800lm, ~**2500lm**
 CRI >85 CRI>90.
 Gear box driver, Philips, HEP
 Operating Temperature -25°C~+50°C
 High efficiency led lens,luminous efficiency >91%
 Accessories Barndoors, anti-glare ring, honey comb



Model LINO TS85104L

Input Voltage 110-240VAC, 220-240VAC /50-60Hz
 Power 20W,**28W**
 Light Source led Lamp Led COB Cree
 Beam angle 12°, 25°, 36°
 CCT 3000K,4000K, 5000K
 Light Efficiency ~1800lm, ~**2500lm**
 CRI >85 CRI>90.
 Gear box driver, Philips, HEP
 Operating Temperature -25°C~+50°C
 High efficiency led lens,luminous efficiency >91%
 Accessories Barndoors, anti-glare ring, honey comb



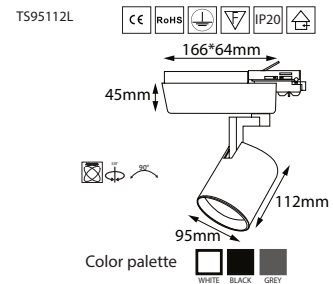
Model LINO TS95112

Input Voltage 110-240VAC, 220-240VAC /50-60Hz
 Power 28W,**35W**
 Light Source led Lamp Led COB Cree
 Beam angle 20°, 24°,30°, 40°, 55°
 CCT 3000K,4000K, 5000K
 Light Efficiency ~2380lm, ~**3000lm**
 CRI >85 CRI>90.
 Gear box driver, Philips, HEP
 Operating Temperature -25°C~+50°C
 High efficiency led lens,luminous efficiency >91%
 Accessories Barndoors, anti-glare ring, honey comb



Model LINO TS95112L

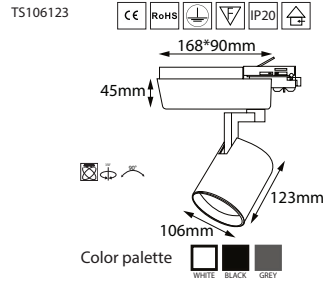
Input Voltage 110-240VAC, 220-240VAC /50-60Hz
 Power 28W,**35W**
 Light Source led Lamp Led COB Cree
 Beam angle 15°,24°,36°
 CCT 3000K,4000K, 5000K
 Light Efficiency ~2700lm, ~**3300lm**
 CRI >85 CRI>90.
 Gear box driver, Philips, HEP
 Operating Temperature -25°C~+50°C
 High efficiency led lens,luminous efficiency >91%
 Accessories Barndoors, anti-glare ring, honey comb



LINO SERIES



LED TRACK SPOT LIGHT



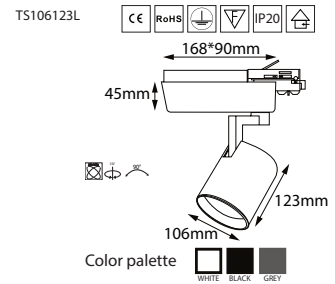
Model LINO TS106123

Input Voltage 110-240VAC, 220-240VAC /50-60Hz
 Power 28W, **35W**
 Light Source led Lamp Led COB Cree
 Beam angle 15°, 30°, 45°, 60°
 CCT 3000K, 4000K, 5000K
 Light Efficiency ~2350lm, ~**3100lm**
 CRI >85 CRI>90.
 Gear box driver, Philips, HEP
 Operating Temperature -25°C~+50°C
 High efficiency led lens, luminous efficiency >91%
 Accessories Barndoors, anti-glare ring, honey comb

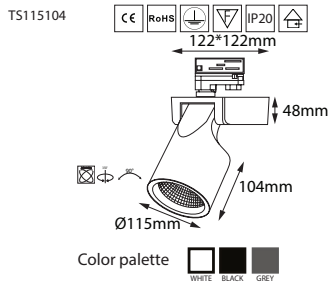


Model LINO TS106123L

Input Voltage 110-240VAC, 220-240VAC /50-60Hz
 Power 28W, **35W**
 Light Source led Lamp Led COB Cree
 Beam angle 12°, 24°, 36°
 CCT 3000K, 4000K, 5000K
 Light Efficiency ~2650lm, ~**3300lm**
 CRI >85 CRI>90.
 Gear box driver, Philips, HEP
 Operating Temperature -25°C~+50°C
 High efficiency led lens, luminous efficiency >91%
 Accessories Barndoors, anti-glare ring, honey comb



LINO SERIES



Model ROME TS115104

Input Voltage 110-240VAC, 220-240VAC /50-60Hz
 Power 28W, **35W**
 Light Source led Lamp Led COB Cree
 Beam angle 15°, 30°, 45°, 60°
 CCT 3000K, 4000K, 5000K
 Light Efficiency ~2400lm, ~**3200lm**
 CRI >85 CRI>90.
 Gear box driver, Philips, HEP
 Operating Temperature -25°C~+50°C
 High efficiency led lens, luminous efficiency >91%
 Accessories Barndoors, anti-glare ring, honey comb

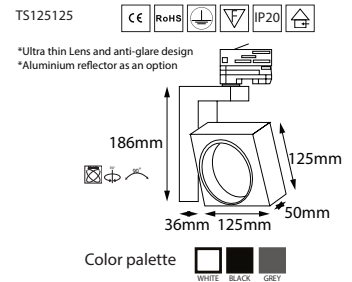


ROME SERIES



Model BEACON TS125125

Input Voltage 110-240VAC, 220-240VAC /50-60Hz
 Power 28W, **35W**
 Light Source led Lamp Led COB Cree
 Beam angle 12°, 24°, 36°
 CCT 3000K, 4000K, 5000K
 Light Efficiency ~2500lm, ~**3200lm**
 CRI >85 CRI>90.
 Gear box driver, Philips, HEP
 Operating Temperature -25°C~+50°C
 High efficiency led lens, luminous efficiency >91%
 Accessories Barndoors, anti-glare ring, honey comb



BEACON SERIES

