

Our MINI SPOTLIGHT are made from Aluminium Die-casting, electrostatic powder coating, and aluminum Reflectors made from Aluminium anodized specular silver.

Brand of Chip CREE and other brands like Citizen and Bridgelux available, Led Driver Khün, Xz, Osram, Philips.

Input Voltage Multivoltage and 220-240VAC/50-60Hz



MS4035 3W



MS5035 3W



MS5828 3W



MS820 3W



MS022 3W



MS020 3W



MS5818S 3W



MS5042R 3W



MS5042S 3W



MS60100 1W



MS80100 2*1W



MS9090 2W



MS5054 3W



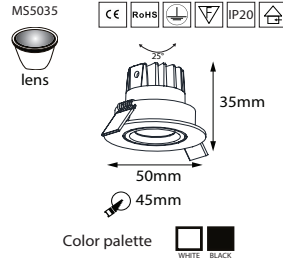
Model Mini Spotlight Series Petite reference MS5820 3W ~190lm black color





MS4035

Input Voltage AC220-240V, Multivoltage
 Light Power 3W
 Luminous flux ~190lm
 Light Source CREE cob led
 CCT 2700K, 3000K, 4000K
 CRI 80 as standard, CRI>90 as an option
 Beam Angle lens 10°, 20°, 40°
 Driver, Khun, Xz, Philips other options available



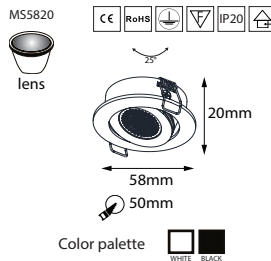
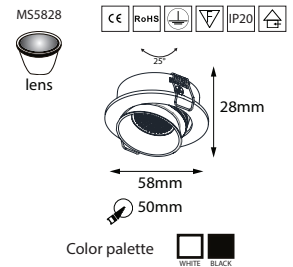
MS5035

Input Voltage AC220-240V, Multivoltage
 Light Power 3W
 Luminous flux ~190lm
 Light Source CREE cob led
 CCT 2700K, 3000K, 4000K
 CRI 80 as standard, CRI>90,95,97 as an option
 Beam Angle lens 10°, 20°, 40°
 Driver, Khun, Xz, Philips other options available



MS5828

Input Voltage AC220-240V, Multivoltage
 Light Power 3W
 Luminous flux ~190lm
 Light Source CREE cob led
 CCT 2700K, 3000K, 4000K
 CRI 80 as standard, CRI>90,95,97 as an option
 Beam Angle lens 24°, 38°
 Driver, Khun, Xz, Philips other options available



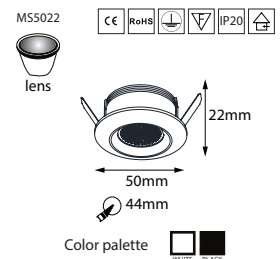
MS5820

Input Voltage AC220-240V, Multivoltage
 Light Power 3W
 Luminous flux ~190lm
 Light Source CREE cob led
 CCT 2700K, 3000K, 4000K
 CRI 80 as standard, CRI>90,95,97 as an option
 Beam Angle lens 24°, 38°
 Driver, Khun, Xz, Philips other options available



MS5022

Input Voltage AC220-240V, Multivoltage
 Light Power 3W
 Luminous flux ~190lm
 Light Source CREE cob led
 CCT 2700K, 3000K, 4000K
 CRI 80 as standard, CRI>90,95,97 as an option
 Beam Angle lens 24°, 38°
 Driver, Khun, Xz, Philips other options available



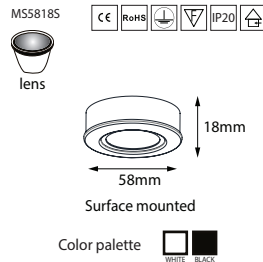
MINI SPOTLIGHT

nelux architectural lighting



MS5020

Input Voltage AC220-240V, Multivoltage
 Light Power 3W
 Luminous flux ~190lm
 Light Source CREE cob led
 CCT 2700K, 3000K, 4000K
 CRI 80 as standard, CRI>90,95,97 as an option
 Beam Angle lens 24°, 38°
 Driver, Khun, Xz, Philips other options available



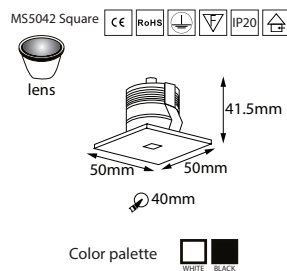
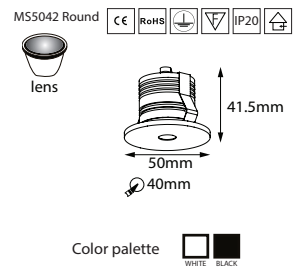
MS58185

Input Voltage AC220-240V, Multivoltage
 Light Power 3W
 Luminous flux ~190lm
 Light Source CREE cob led
 CCT 2700K, 3000K, 4000K
 CRI 80 as standard, CRI>90,95,97 as an option
 Beam Angle lens 15°, 24°
 Driver, Khun, Xz, Philips other options available



MS5042 Round

Input Voltage AC220-240V, Multivoltage
 Light Power 3W
 Luminous flux ~190lm
 Light Source CREE cob led
 CCT 2700K, 3000K, 4000K
 CRI 80 as standard, CRI>90,95,97 as an option
 Beam Angle lens 25°
 Driver, Khun, Xz, Philips other options available



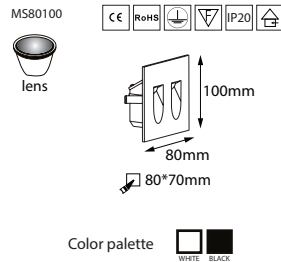
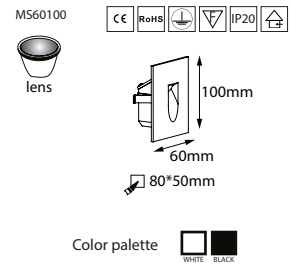
MS5042 Square

Input Voltage AC220-240V, Multivoltage
 Light Power 3W
 Luminous flux ~190lm
 Light Source CREE cob led
 CCT 2700K, 3000K, 4000K
 CRI 80 as standard, CRI>90,95,97 as an option
 Beam Angle lens 25°
 Driver, Khun, Xz, Philips other options available



MS60100

Input Voltage AC220-240V, Multivoltage
 Light Power 1*1W
 Luminous flux ~80lm
 Light Source CREE cob led
 CCT 2700K, 3000K, 4000K
 CRI 80 as standard, CRI>90,95,97 as an option
 Beam Angle lens 20°
 Driver, Khun, Xz, Philips other options available



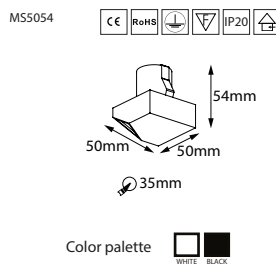
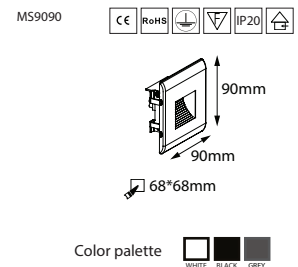
MS80100

Input Voltage AC220-240V, Multivoltage
 Light Power 2*1W
 Luminous flux ~160lm
 Light Source CREE cob led
 CCT 2700K, 3000K, 4000K
 CRI 80 as standard, CRI>90,95,97 as an option
 Beam Angle lens 20°
 Driver, Khun, Xz, Philips other options available



MS9090

Input Voltage AC220-240V, Multivoltage
 Light Power 2W
 Luminous flux ~160lm
 Light Source CREE cob led
 CCT 2700K, 3000K, 4000K
 CRI 80 as standard, CRI>90,95,97 as an option
 Beam Angle 36°
 Driver, Khun, Xz, Philips other options available



MS5054

Input Voltage AC220-240V, Multivoltage
 Light Power 3W
 Luminous flux ~190lm
 Light Source CREE cob led
 CCT 2700K, 3000K, 4000K
 CRI 80 as standard, CRI>90,95,97 as an option
 Beam Angle lens 20°
 Driver, Khun, Xz, Philips other options available